

# PLANT HIRE

T +44(0) 1931 714270

E [info@waitings.co.uk](mailto:info@waitings.co.uk)

W [www.waitings.co.uk](http://www.waitings.co.uk)



**WAITINGS** 

# PLANT HIRE

T +44(0) 1931 714270

E [info@waitings.co.uk](mailto:info@waitings.co.uk)

W [www.waitings.co.uk](http://www.waitings.co.uk)

Operate Nationwide

All operators directly employed & highly experienced

All operators have CPCS accreditation

Biodegradable oils used in all machines

Own in house transport and haulage fleet

FORS (fleet Operator Recognition Scheme) accredited

CPA Member

ISO 9001/14001/18001 accredited



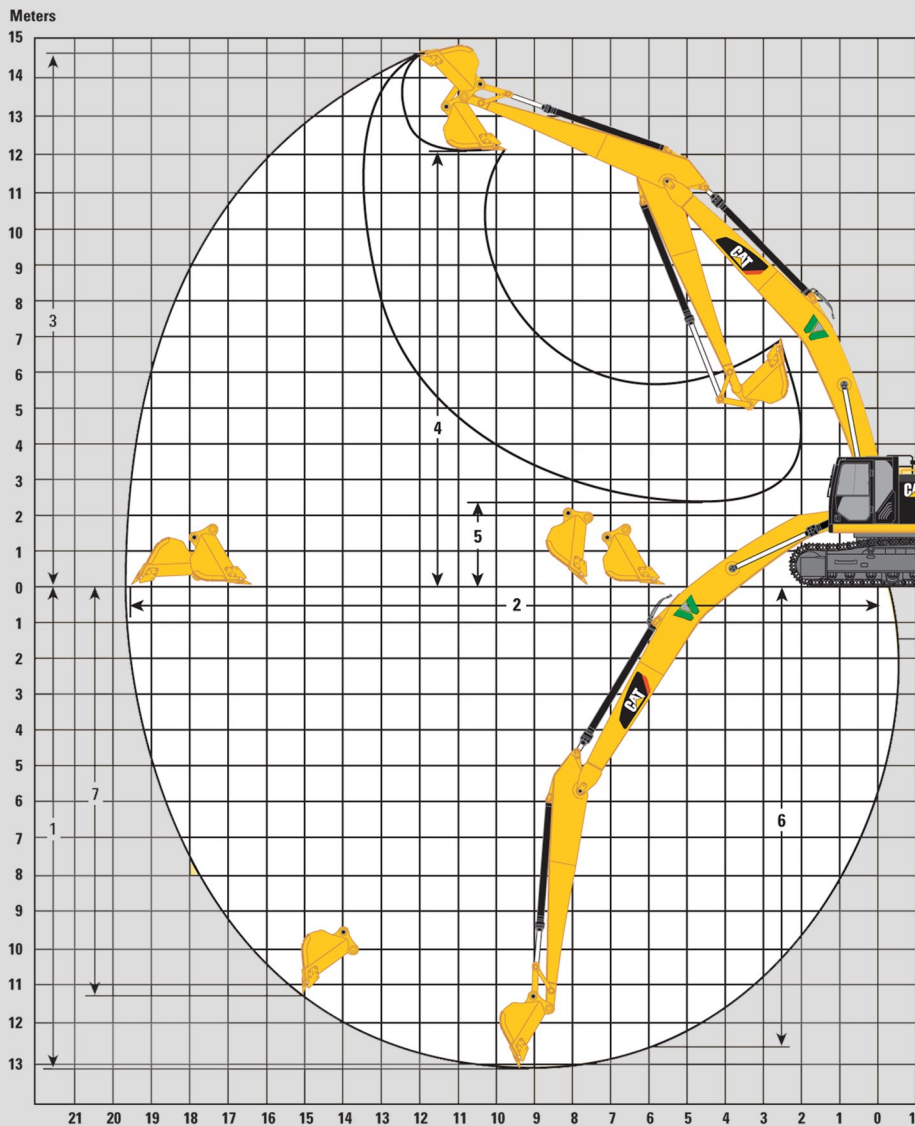
**WAITINGS** 



# CAT 349 LRE

Long Reach Excavator

60t+ longreaches available | Up to 25m outreach | 2D & 3D machine control | Various attachments available



Boom Option	LRE Boom 11.5 m
Stick Option	LRE Stick 8.5 m
1 Maximum Digging Depth	13 040 mm
2 Maximum Reach at Ground Level	19 640 mm
Maximum Radius of Working Equipment	19 790 mm
3 Maximum Cutting Height	14 700 mm
4 Maximum Loading Height	12 030 mm
5 Minimum Loading Height	2250 mm
6 Maximum Depth Cut for 2440 mm Level Bottom	12 600 mm
7 Maximum Vertical Wall Digging Depth	11 280 mm
Maximum Operating Weight 60t	

Dimensions may vary depending on bucket selection.



DATA SHEET

# CAT 336 LRE

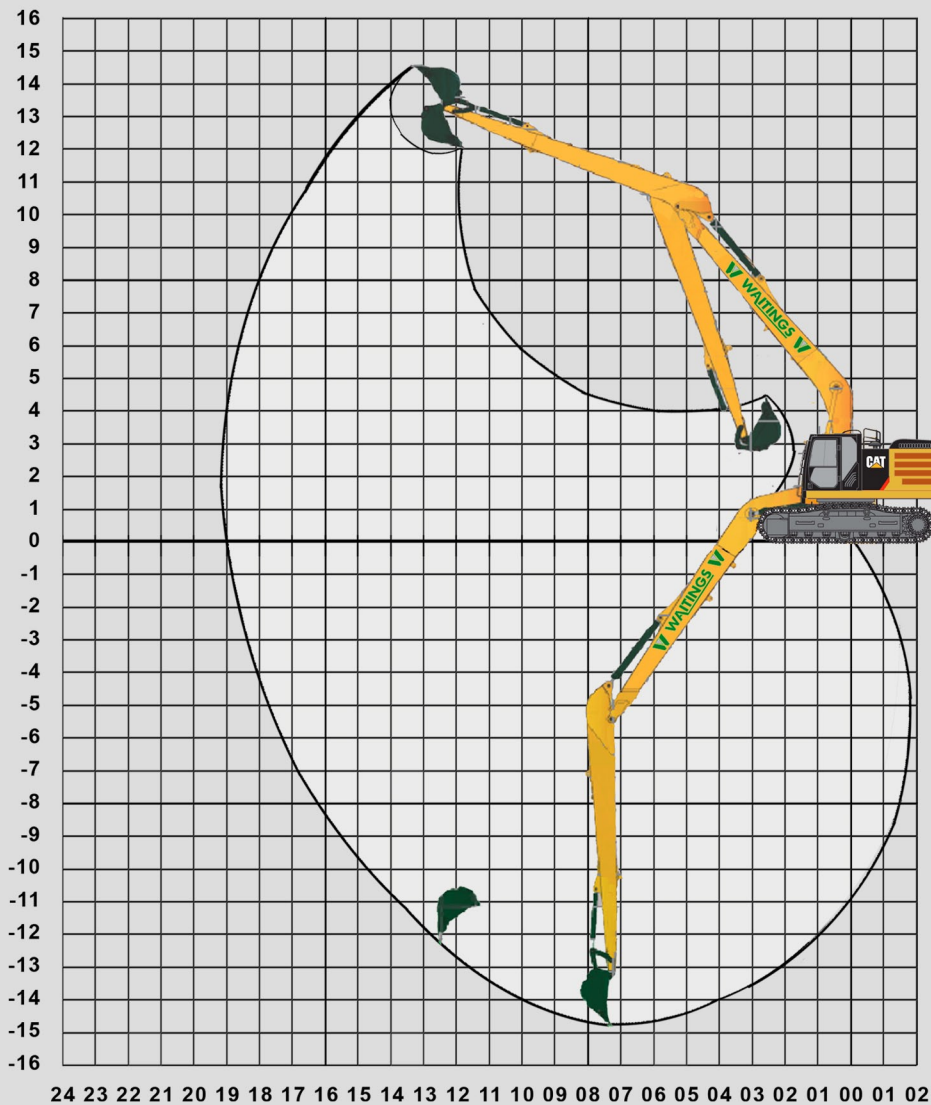
Long Reach Excavator

T +44(0) 1931 714270

E info@waitings.co.uk

W www.waitings.co.uk

60t+ longreaches available | Up to 25m outreach | 2D & 3D machine control | Various attachments available



<b>Boom Option</b>	<b>LRE Boom 10.5 m</b>
<b>Stick Option</b>	<b>LRE Stick 8 m</b>
<b>1 Maximum Digging Depth</b>	14 850mm
<b>2 Maximum Reach at Ground Level</b>	19 050mm
<b>3 Maximum Cutting Height</b>	14 600mm
<b>4 Maximum Loading Height</b>	12 250mm
<b>5 Operating Weight</b>	40te

Dimensions may vary depending on bucket selection.



DATA SHEET

# HITACHI ZX350 LRE

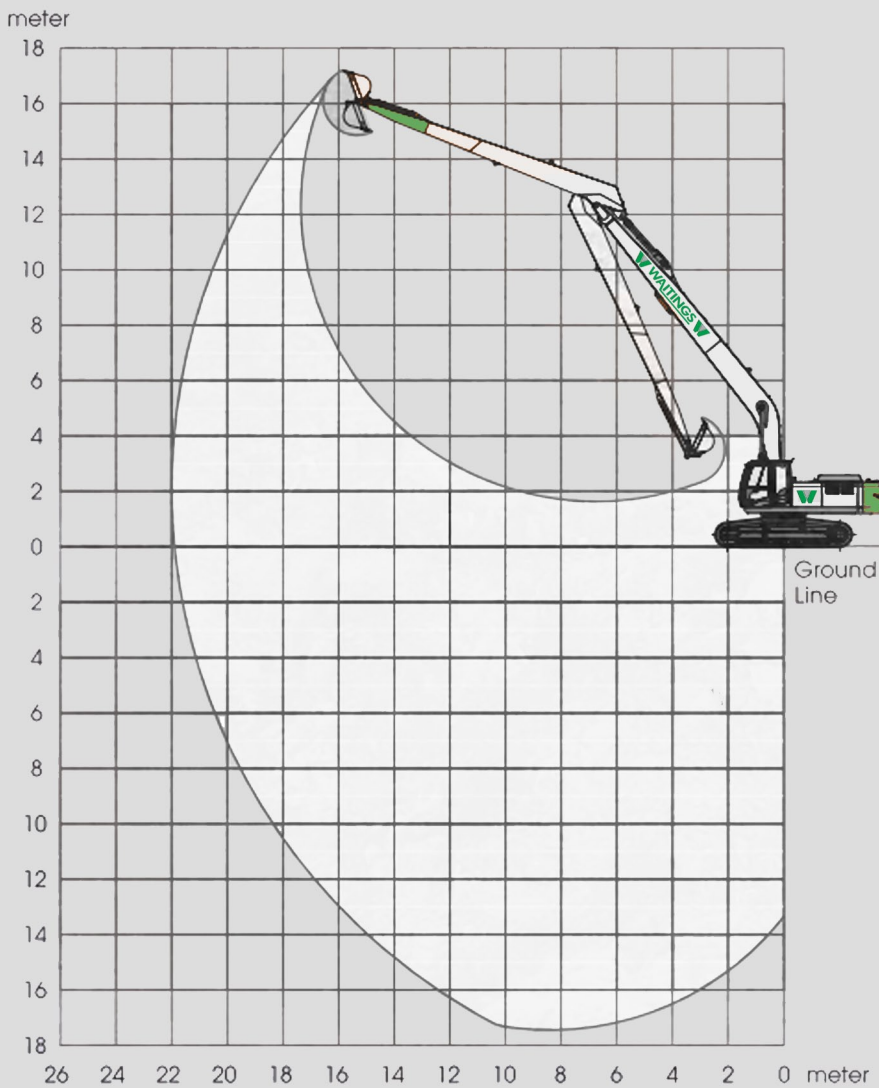
22m Long Reach Excavator

T +44(0) 1931 714270

E info@waitings.co.uk

W www.waitings.co.uk

60t+ longreaches available | Up to 25m outreach | 2D & 3D machine control | Various attachments available



### Working Range:

*Dimensions in m*

Maximum Digging Reach 22.020m

Maximum Reach (on ground) 21.910m

Maximum Digging Depth 17.410m

Maximum Digging Height 17.170m

Maximum Dumping Height 14.830m

Minimum Swing Radius 7.740m

Dipper Tearout (ISO) 60.8 kn/6200kgf

Bucket Tearout (ISO) 83.7kn/8530kgf

(at Power Boost)

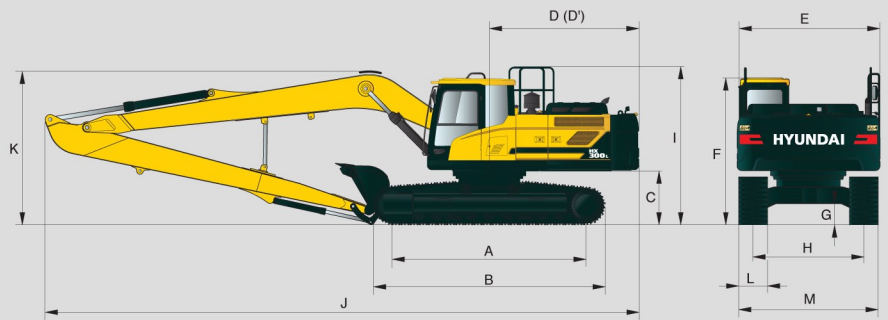
Operating Weight 38te

**WAITINGS**

# HYUNDAI HX300 LRE

18.5m Long Reach Excavator

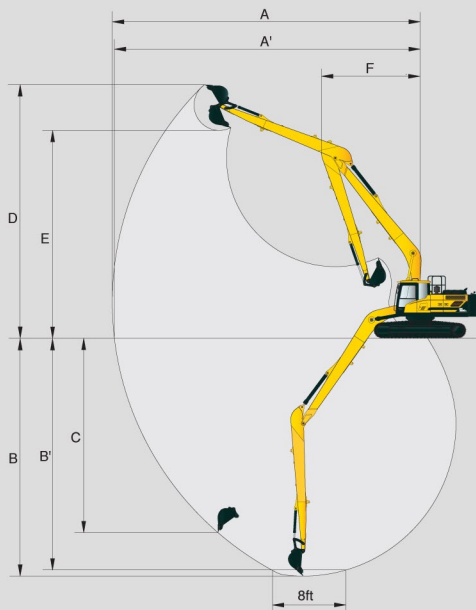
60t+ longreaches available | Up to 25m outreach | 2D & 3D machine control | Various attachments available



Unit : mm (ft-in)

A	Tumbler distance	4,030 (13' 3")
B	Overall length of crawler	4,940 (16' 2")
C	Ground clearance of counterweight	1,190 (3' 11")
D	Tail swing radius	3,210 (10' 5")
D'	Rear-end length	3,120 (10' 3")
E	Overall width of upperstructure	2,980 (9' 9")
F	Overall height of cab	3,030 (9' 11")
G	Min. ground clearance	500 (1' 8")
H	Track gauge	2,600 (8' 6")
I	Overall height of guardrail	3,340 (10' 11")

Boom length	10,200 (33' 6")
Arm length	7,850 (25' 9")
J Overall length	14,560 (47' 9")
K Overall height of boom	3,560 (11' 8")
L Track shoe width	800 (31' 5")
M Overall width	3,400 (11' 2")



Unit : mm (ft-in)

Boom length	10,200 (33' 6")
Arm length	7,850 (25' 9")
A Max. digging reach	18,510 (60' 9")
A' Max. digging reach on ground	18,400 (60' 4")
B Max. digging depth	14,820 (48' 7")
B' Max. digging depth (8° level)	14,690 (48' 2")
C Max. vertical wall digging depth	12,020 (39' 5")
D Max. digging height	14,500 (47' 7")
E Max. dumping height	12,190 (40' 0")
F Min. front swing radius	6,250 (20' 6")



# JS220 LRE

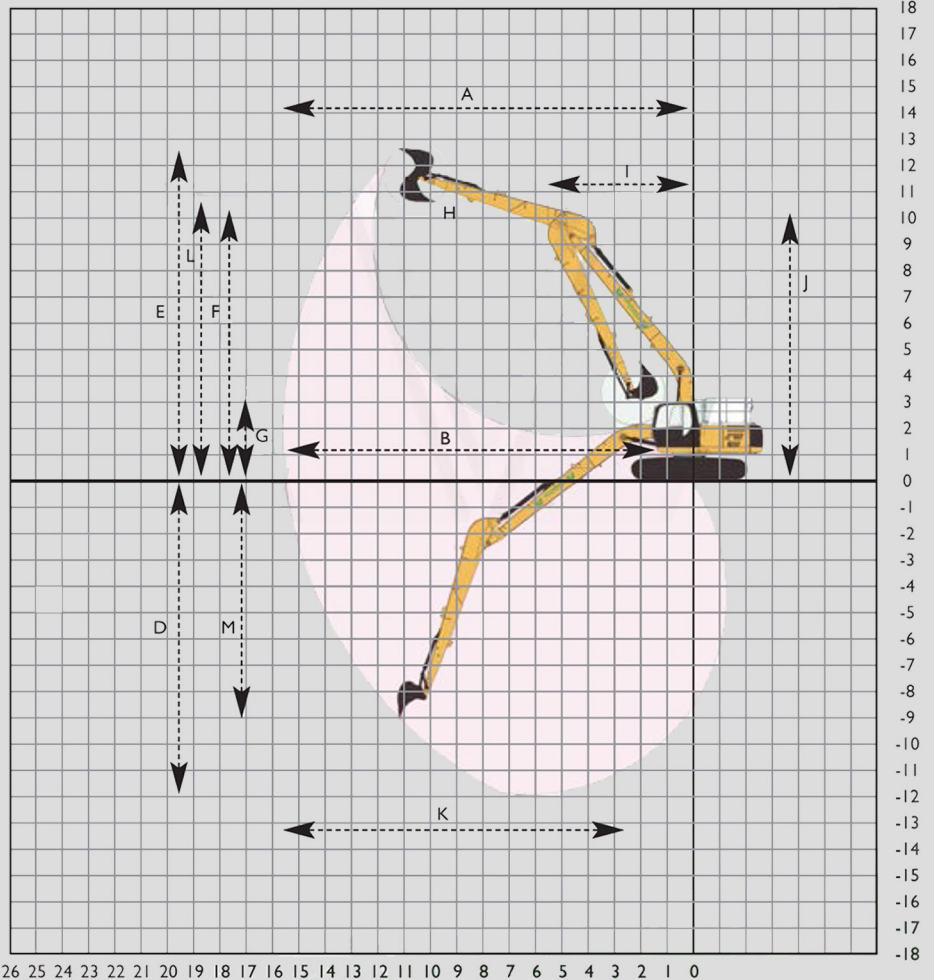
15.5m Long Reach Excavator

60t+ longreaches available | Up to 25m outreach | 2D & 3D machine control | Various attachments available

### Working Range:

Dimensions in m

Boom Length	8.700m
Dipper Length	6.400m
A Maximum Reach	15.630m
B Maximum Reach (on ground)	15.521m
D Maximum Depth	12.014m
E Maximum Height	12.681m
F Maximum Dumping Height	10.420m
G Minimum Dumping Height	3.079m
H Bucket Swing Radius	1.234m
I Minimum Swing Radius	5.436m
J Minimum Swing Radius Height	10.263m
K Maximum Ground Level Span	13.283m
L Swing Height	10.634m
M Vertical Cut Depth	9.105m
Operating Weight	23.5te



DATA SHEET

# HITACHI ZX85 LRE

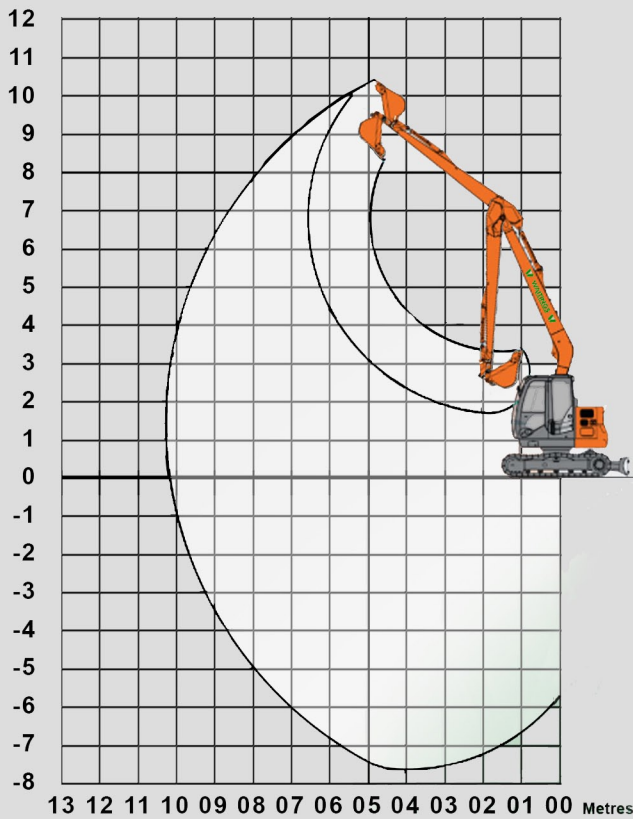
Long Reach Excavator

T +44(0) 1931 714270

E info@waitings.co.uk

W www.waitings.co.uk

60t+ longreaches available | Up to 25m outreach | 2D & 3D machine control | Various attachments available

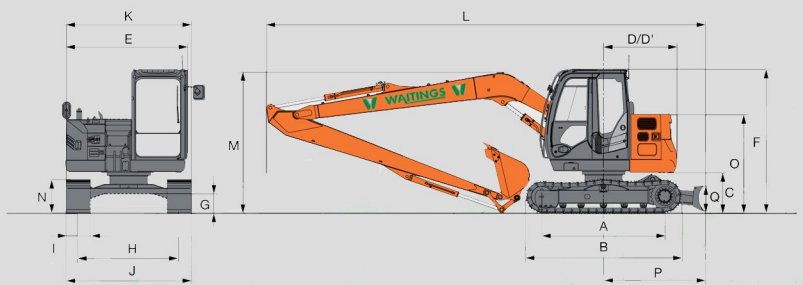


Maximum Digging Depth	7650 mm
Maximum Reach at Ground Level	10170 mm
Maximum Radius of Working Equipment	10280 mm
Maximum Cutting Height	10370 mm
Maximum Loading Height	8280 mm
Minimum Loading Height	1680 mm

## SPECIFICATIONS

### DIMENSIONS

Dimensions may vary depending on bucket selection.



	ZAXIS 85US TYPE HE10
A Distance between tumblers	2 290
B Undercarriage length	2 920
C Counterweight clearance	730
D Rear-end swing radius	1 370
D' Rear-end length	1 370
E Overall width of upperstructure	2 260
F Overall height of cab	2 690
G Min. ground clearance	360
H Track gauge	1 870
I Track shoe width	450
J Undercarriage width	2 320
K Overall width	2 320
L Overall length	8 100
M Overall height of boom	2 590
N Track height	650
O Engine cover-height	1 850
P Horizontal distance to blade	1 890
Q Blade height	480

\* Excluding track shoe lug.



# LGP Equipment - Tracked Dumper

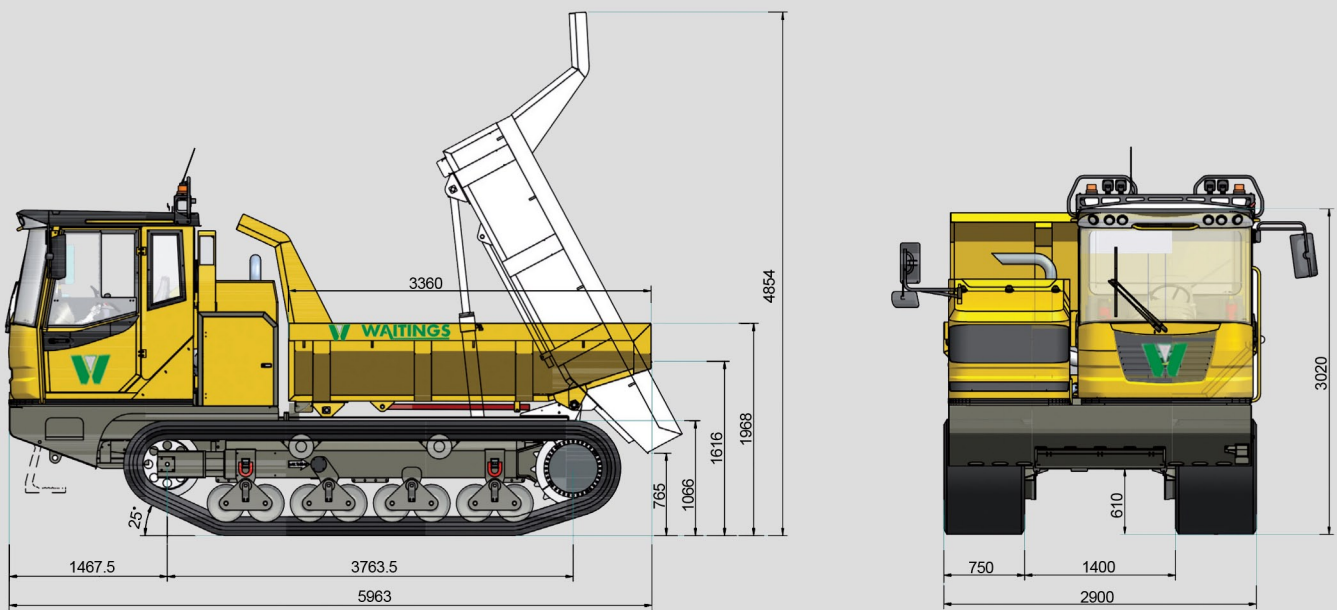
10te Payload

T +44(0) 1931 714270

E info@waitings.co.uk

W www.waitings.co.uk

High stability due to low centre of gravity | Comfortable cab  
 Low ground pressure | High traction



<b>Weight/Bucket Capacity</b>		<b>Brake System</b>	
payload	10.000 kg	inside oilbath multi disc brake	
empty weight	14.250 kg	<b>Engine</b>	
loading capacity struck	4,7 m <sup>3</sup>	6 cylinder Cummins diesel engine QSB 6.7 – water cooled – power 180 kW with 2.200 rpm	
loading capacity heaped	6,5 m <sup>3</sup>	<b>Width of Tracks</b>	
bucket system	rear tip	750 mm	
<b>Dimensions</b>		<b>Ground Pressure</b>	
clearance height	3.020 mm	0,46 kg/cm <sup>2</sup>	
tipping height	765 mm	<b>Bonnet</b>	
loading height (front)	1.968 mm	fast and easy accessibility to all service points thanks to engine opening bonnet in two pieces	
total length	5.963 mm	<b>Tank Capacity</b>	
total width	2.900 mm	fuel	225 L
ground clearance	610 mm	hydraulic oil	180 L
<b>Transmission</b>		<b>Electrics</b>	
hydrostatic drive with planetary transmission		24 V electric system with main switch, error detection mode, fuel and hour counter, control lamps for engine oil; park brake, direction indicator, battery charging control, hydraulic filter, display for drive position	
<b>Speed</b>		<b>Standard Equipment</b>	
speed I	0–8 km/h	comfortable cab with air-suspended driver's seat, road traffic lighting system, bucket from wear-resistant fine-grain steel, beacon light, cigarette lighter, sun roller blind for front windscreen, device for radio, loudspeaker and antenna, CE certificate, manual and spare parts list	
speed II	0–15 km/h		
<b>Steering</b>			
steering wheel or joystick			

DATA SHEET

# LGP Equipment - Tracked Excavator

14te

T +44(0) 1931 714270

E [info@waitings.co.uk](mailto:info@waitings.co.uk)

W [www.waitings.co.uk](http://www.waitings.co.uk)

60t+ longreaches available | Up to 25m outreach | 2D & 3D  
machine control | Various attachments available



---

**14.45te gross weight**

---

**900mm wide triple grouser pads**

---

**Low ground bearing pressure 0.25kgf/cm<sup>2</sup>**

---

**3.55 psi**

---

**Width 3.2m o/all**

---

**Latest tier 4 engine**

---

**Runs on bio oil**

---

**WAITINGS** 

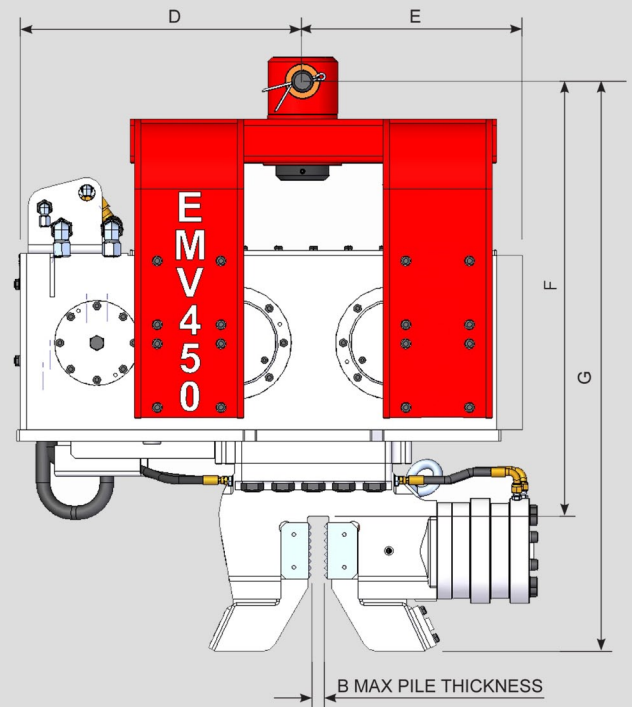
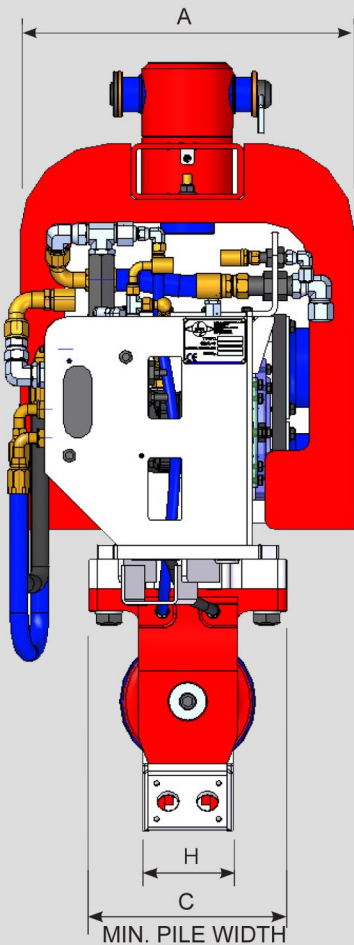


# EMV 450

Excavator Mounted Vibrator

60t+ longreaches available | Up to 25m outreach | 2D & 3D machine control | Various attachments available

DIMENSIONS	A	B	C	D
mm	615	32	230	640
in	24	1.25	9	25
DIMENSIONS	E	F	G	H
mm	510	945	1250	175
in	20	37	49	6.9



SPECIFICATIONS	EMV450	
UNITS	METRIC	US
STATIC MOMENT	6.9 kgm	600 in lbs
FREQUENCY	2460 rpm	
CENTRIFUGAL FORCE	453 KN	100,000 lbs.F
AMPLITUDE	13.7 mm	0.54 in
MIN. HYDRAULIC FLOW RATE	195 L/min	52 gpm
MAX. HYDRAULIC FLOW RATE	350 L/min	94 gpm
MAX. HYDRAULIC PRESSURE	350 bar	5,076 psi
MIN. HYDRAULIC POWER	88 kW	118 hp
DYNAMIC MASS	1,008 kg	2,240 lbs
TOTAL MASS	1,275 kg	2,834 lbs
MAX. PILE MASS	1,000 kg	2,240 lbs
MAX. PUSH/PULL FORCE	15,000 kg	33,600 lbs
CLAMP FORCE	54 tonne	
TYPICAL EXCAVATOR WEIGHT	25 - 45 tonne	27 - 50 ton
EMV WEIGHT WITH OIL	1,416Kg	3,116lbs
EMV STAND	142Kg	313 lbs
EMV70 ADAPTOR BRACKET	33Kg	73 lbs
QUICK HITCH - 4589	195Kg	390 lbs
TRANSPORT WEIGHT	1,786Kg	3,895 lbs

# 38te EXCAVATOR WITH MOVAX

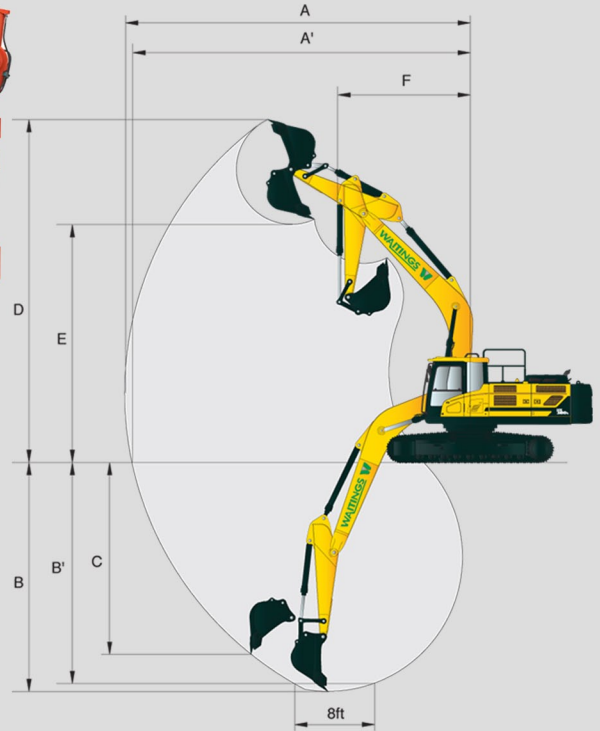
5SG75V

T +44(0) 1931 714270

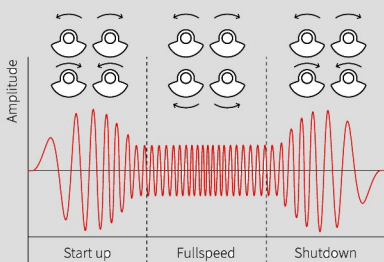
E info@waitings.co.uk

W www.waitings.co.uk

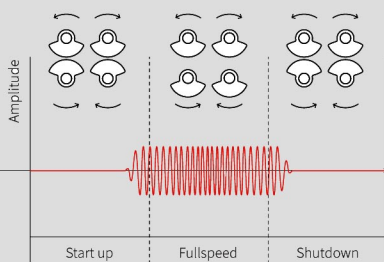
**General uses:** Sheet piles | H beams | Tubular piles | Timber piles | Install from land, pontoons & barges - no gates required | Handles, pitches and drive piles | Resonance free so suitable where vibrations are to be kept to a minimum



## STANDARD SG-MODELS



## RESONANCE FREE SG (V)-MODELS



## SUITABLE PILES



### TYPES AND DIMENSIONS

Sheet piles	width	400 - 1200 mm
	depth	265 mm
H-beams	size	H180-H500
Timber piles	size	160 - 420 mm
Tubular piles, tubes	size	up to 762 mm

### LENGTH & WEIGHT

6 m x 2 800 kg
12 m x 1 900 kg
16 m x 1 300 kg



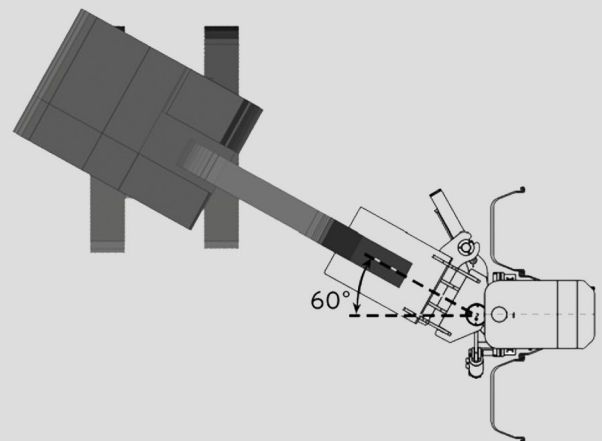
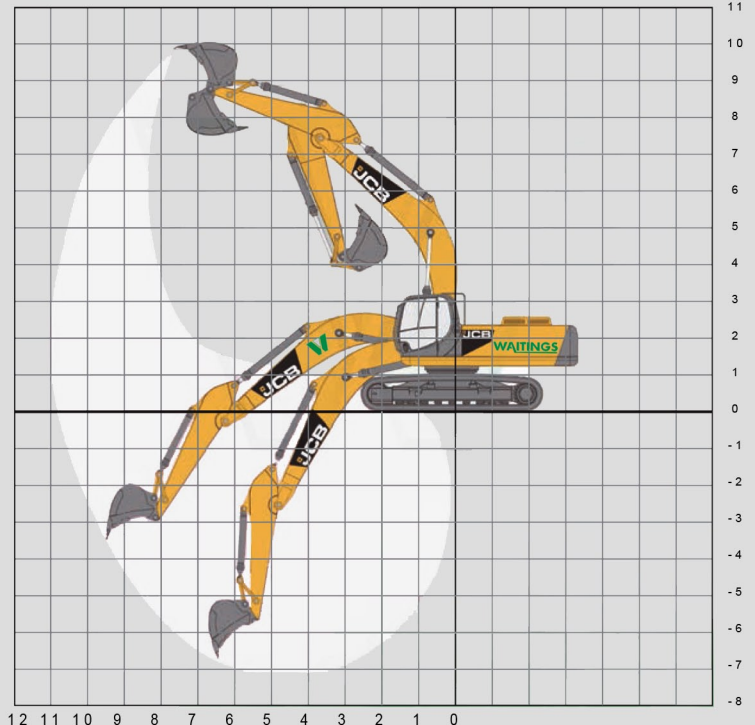
**General uses:** Sheet piles | H beams | Tubular piles | Timber piles | Install from land, pontoons & barges - no gates required | Handles, pitches and drive piles | Resonance free so suitable where vibrations are to be kept to a minimum

**FEATURES**

- Excavator-mounted, hydraulic, impact-type piling hammer.
- Utilised to drive load-bearing tubular steel piles, H-piles and timber piles or assisting in sheet pile driving even in the most difficult soil conditions. Also used in conjunction with side grip pile drivers to complete a pile installation after reaching refusal or when load testing is required.
- The excavator mounting incorporates a 1.3 m leader. The piling hammer can also be mounted on an excavator-mounted leader mast.
- Standard mounting with pin adapter (tilt +/-15°, no rotation). Available with bolt-on-plate mounted rotation device (tilt +/-15°, rotation +/- 60°).
- Available with drive caps for a range of different pile sections.
- Controlled with the MOVAX Control System (MCS™)
- Available with the MOVAX Information Management System (MIMS™)

**TECHNICAL DATA**

Total weight (excl. adapter)		
with tilt device	kg	4400
with tilt+rotation device	kg	4700
Ram weight	kg	2060
Blows per minute	1/min	0-100
Impact energy	kNm	0-25
Drop height	m	0-1,2
Pressure relief set max	bar	350
Operating pressure	bar	200
Oil flow rate	l/min	120
Tilt angle	°	+/- 15
Rotation angle	°	+/- 60
Total height	mm	4460
Frame width	mm	500
Transport width	mm	1200
Transport depth	mm	1870
Excavator class		
Excavator mounted	t	(28) 30-50
Excavator leader-mounted	t	35-50



DATA SHEET

# TANK BRIDGE

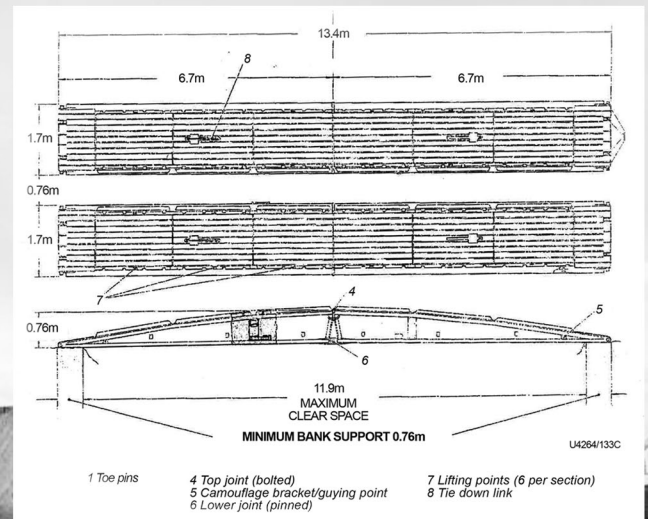
50te Capacity

T +44(0) 1931 714270

E info@waitings.co.uk

W www.waitings.co.uk

60t+ longreaches available | Up to 25m outreach | 2D & 3D  
machine control | Various attachments available



Maximum span (firm banks)	11.9m
Effective length	13.4m
Effective roadway width	4.01m
Overall width	4.16m
Effective width of each trackway	1.62m
Depth	0.78m
Weights, estimated	
Bridge as launched	8.84 te
Trackway quarter section	2.174 te
Complete with decking kerbs and brackets	
Supplied with handrail	

**WAITINGS** 



DATA SHEET

# EXCAVATOR MOUNTED WINCH

Boughton Winch

T +44(0) 1931 714270

E [info@waitings.co.uk](mailto:info@waitings.co.uk)

W [www.waitings.co.uk](http://www.waitings.co.uk)

5 piston hydraulic | 25 - 40T carrier | 26T single line  
pull | 150m wire



**WAITINGS** 



# ATTACHMENTS

T +44(0) 1931 714270

E [info@waitings.co.uk](mailto:info@waitings.co.uk)

W [www.waitings.co.uk](http://www.waitings.co.uk)

DREDGE  
PUMPS

GRABS

GRAPPLES



DIPPER  
EXTENSIONS

RIDDLE  
BUCKETS

SELECTOR  
GRABS

PILING  
HAMMERS

UNDERWATER  
BREAKERS





# PRICE LIST

T +44(0) 1931 714270

E [info@waitings.co.uk](mailto:info@waitings.co.uk)

W [www.waitings.co.uk](http://www.waitings.co.uk)

## OPERATED PLANT PRICES

### CAT 349

60T | 19.6M OUTREACH | £TBC/HR

### CAT 336

40T | 19M OUTREACH | £TBC/HR

### HITACHI 350

38T | 22M OUTREACH | £TBC/HR

### HYUNDAI 300

34T | 18.5M OUTREACH | £TBC/HR

### JS220

24T | 15.5M OUTREACH | £TBC/HR







[waitings.co.uk](http://waitings.co.uk)